

Global Investors Edge Balanced Model

As of 2026/04/30



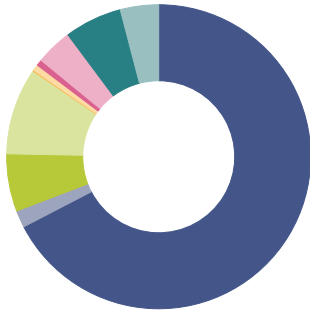
Investment Strategy

The investment strategy of the Model portfolio is to achieve capital appreciation over the medium- to long-term. This Model is a multi-asset moderate fund investing only in global markets.

There are no limitations on the relative exposure to any asset class. The model is actively managed and can include exposure to various equities, fixed interest, property, and money market asset classes. The asset allocation will be actively managed, shifting between markets and asset classes to reflect the changing economic conditions. The objective of the Model is to maximise investor returns by varying exposure to moderate-risk asset classes with high long-term capital growth. The recommended Time Horizon is 5 years or more.

Current Portfolio - Equity Regional Exposure

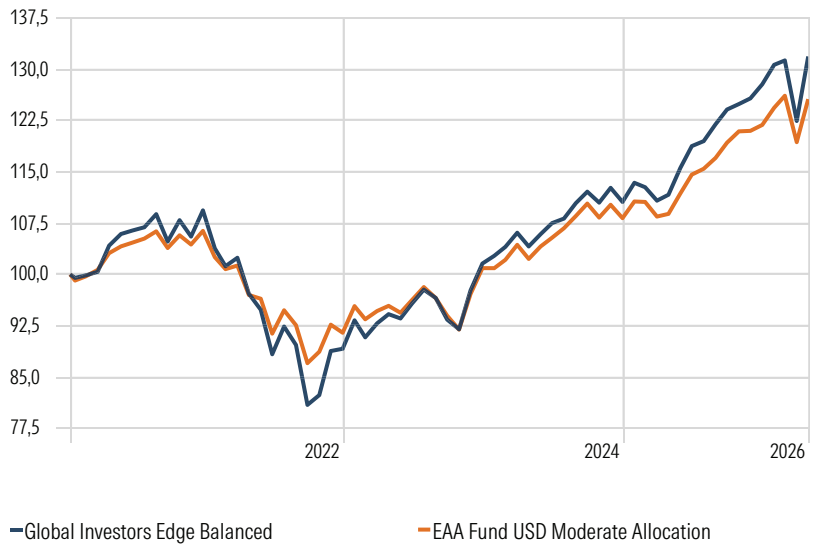
Portfolio Date: 2026/04/30



Region	Weight (%)
North America	67,4
Latin America	1,8
United Kingdom	6,1
Europe dev	9,2
Europe emrg	0,1
Africa/Middle East	0,6
Australasia	0,6
Japan	3,9
Asia dev	6,1
Asia emrg	4,1
Total	100,0

Investment Growth

Time Period: Since Common Inception (2021/01/19) to 2026/04/30



Calendar Year Returns

Data Point: Return Calculation Benchmark: EAA Fund USD Moderate Allocation

	2022	2023	2024	2025	YTD
Global Investors Edge Balanced	-18,46	13,95	8,85	15,52	3,18
EAA Fund USD Moderate Allocation	-14,09	10,34	7,29	12,78	3,13

Top Holdings

Portfolio Date: 2026/04/30

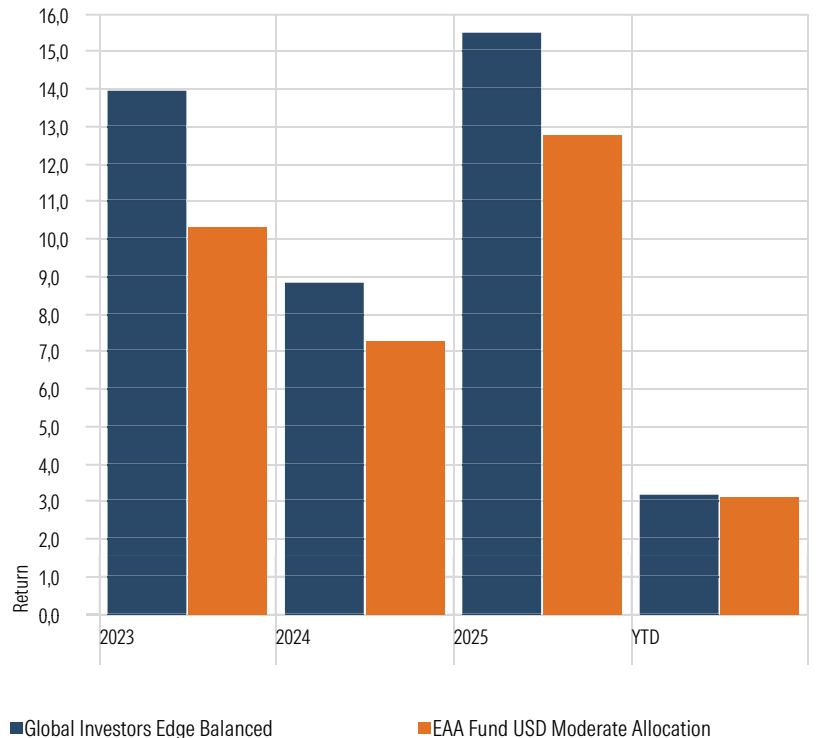
Holder	Portfolio Weighting %
MiPlan Global Macro IC Ltd C USD Acc	20,00
Credo Global Equity B Instl USD Acc	15,20
Royal London Global Equity Divers M Acc	15,20
Vanguard FTSE AII-World ETF USD Acc	13,60
Fairtree Global Flex Inc Pl A EUR Acc	12,80
Vanguard Glb Bd Idx \$ H Acc	9,60
Royal London S/T Fxd Inc Enh Y Acc	7,20
Baillie Gifford Em Mkts Lead Coms B Acc	4,40

Leading Contributors

Time Period: 2025/05/01 to 2026/04/30

Holder	Rescaled Weight	Return	Contribution
Royal London Global Equity Divers M Acc	32,06	28,05	9,21
Vanguard FTSE AII-World ETF USD Acc	27,07	30,80	7,94
Credo Global Equity B Instl USD Acc	31,72	17,14	5,55
Baillie Gifford Em Mkts Lead Coms B Acc	9,14	57,76	5,12

Investment Performance Chart



Disclaimers

Financial Fitness Portfolios (Pty) Ltd is an authorised FSP. Investing involves risks, and past performance does not guarantee future results. The value of financial products may increase or decrease. Forecasts and illustrations are only examples and are not guarantees. This document is not investment advice or a recommendation. Investors should consult with a professional for financial, legal, and tax advice before investing.