

Global Investors Edge Flexible Model

As of 2026/04/30



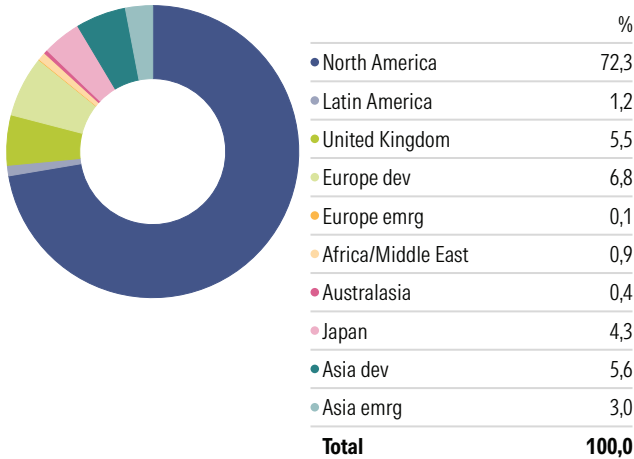
Investment Strategy

The investment strategy of the Model portfolio is to achieve capital appreciation over the long term. This Model is a multi-asset aggressive fund investing only in global markets. There are no limitations on the relative exposure of the fund selection to any asset class.

The model is actively managed and can include exposure to various equities, fixed interest, property, and money market asset classes. The asset allocation will be actively managed, shifting between markets and asset classes to reflect the changing economic conditions. The objective of the Model is to maximise investor return by varying the exposure to various high-risk asset classes with high capital growth over the long term. The recommended Time Horizon is 5 years or more.

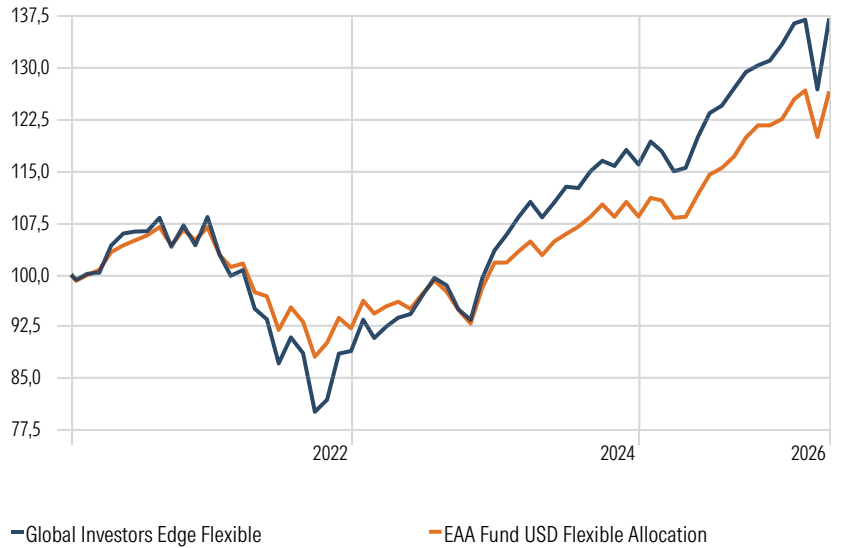
Current Portfolio - Equity Regional Exposure

Portfolio Date: 2026/04/30



Investment Growth

Time Period: Since Common Inception (2021/01/19) to 2026/04/30



Calendar Year Returns

Data Point: Return Calculation Benchmark: EAA Fund USD Flexible Allocation

	2022	2023	2024	2025	YTD
Global Investors Edge Flexible	-17,87	16,36	11,99	14,96	2,82
EAA Fund USD Flexible Allocation	-13,47	10,22	6,61	12,96	3,21

Top Holdings

Portfolio Date: 2026/04/30

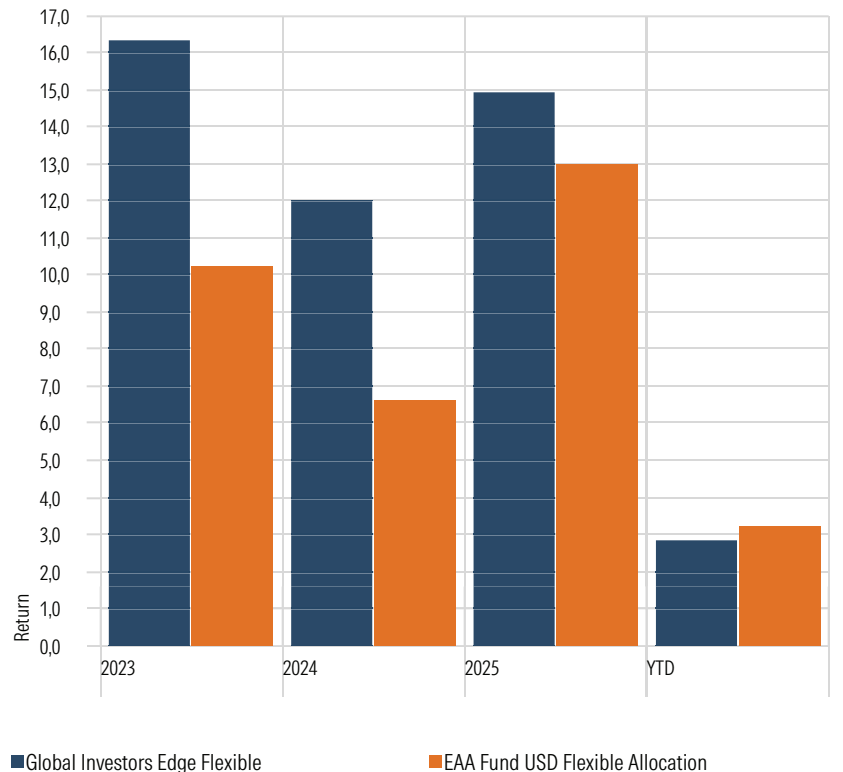
Holder	Portfolio Weighting %
MiPlan Global Macro IC Ltd C USD Acc	45,00
Credo Global Equity B Instl USD Acc	10,45
Royal London Global Equity Divers M Acc	10,45
Vanguard FTSE All-World ETF USD Acc	9,35
Fairtree Global Flex Inc PI A EUR Acc	8,80
Vanguard Glb Bd Idx \$ H Acc	6,60
Royal London S/T Fxd Inc Enh Y Acc	4,95
Baillie Gifford Em Mkts Lead Coms B Acc	3,03

Leading Contributors

Time Period: 2025/05/01 to 2026/04/30

	Rescaled Weight	Return	Contribution
Royal London Global Equity Divers M Acc	32,08	28,05	9,21
Vanguard FTSE All-World ETF USD Acc	27,04	30,80	7,95
Credo Global Equity B Instl USD Acc	31,71	17,14	5,55
Baillie Gifford Em Mkts Lead Coms B Acc	9,17	57,76	5,13

Investment Performance Chart



Disclaimer

Financial Fitness Portfolios (Pty) Ltd is an authorised FSP. Investing involves risks, and past performance does not guarantee future results. The value of financial products may increase or decrease. Forecasts and illustrations are only examples and are not guarantees. This document is not investment advice or a recommendation. Investors should consult with a professional for financial, legal, and tax advice before investing.