

Investors Edge Worldwide Income Model

As of 2026/04/30



Investment Strategy

The Investors Edge Worldwide Income Model Portfolio offers investors a maximum overall return, with lower risk by incorporating both income and capital growth. The Assets are held in a flexible mix of bonds, cash, listed property, listed credit, and other money market instruments. We invest mainly in South African Income CIS Markets but may allocate capital into foreign Income markets when the conditions require.

This portfolio is suitable for Investors who require a specialist fixed interest fund as part of a diversified portfolio and prefer an actively managed solution in the conservative sector of the market. The time horizon is 2 years or more for a fund that will outperform traditional money markets and the Stefi Composite Index.

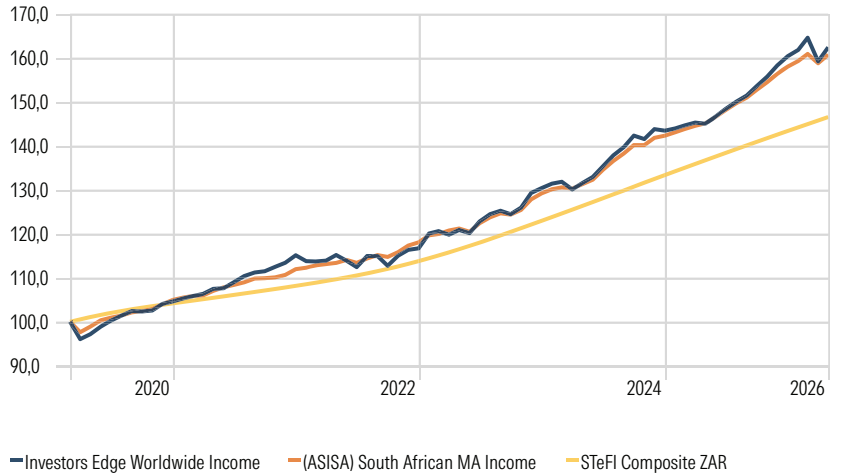
Top Holdings

Portfolio Date: 2026/04/30

| | Portfolio Weighting % |
|--------------------------------------|-----------------------|
| STANLIB Flexible Income B2 | 24,90 |
| PortfolioMetrix BCI Dynamic Income A | 24,85 |
| Coronation Strategic Income P | 17,49 |
| M&G Enhanced Income Fund A | 15,15 |
| Satrix Property Index B1 | 9,91 |

Investment Growth

Time Period: Since Common Inception (2020/03/02) to 2026/04/30

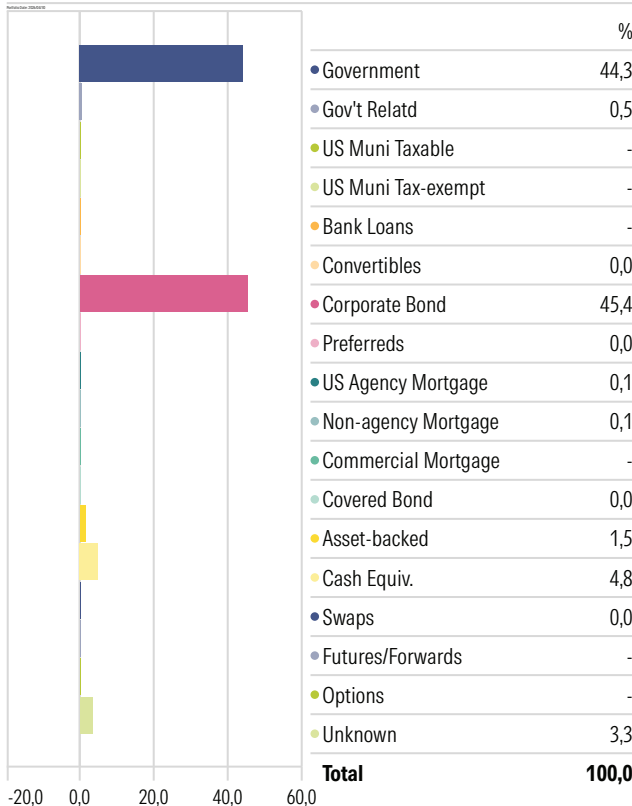


Calendar Year Returns

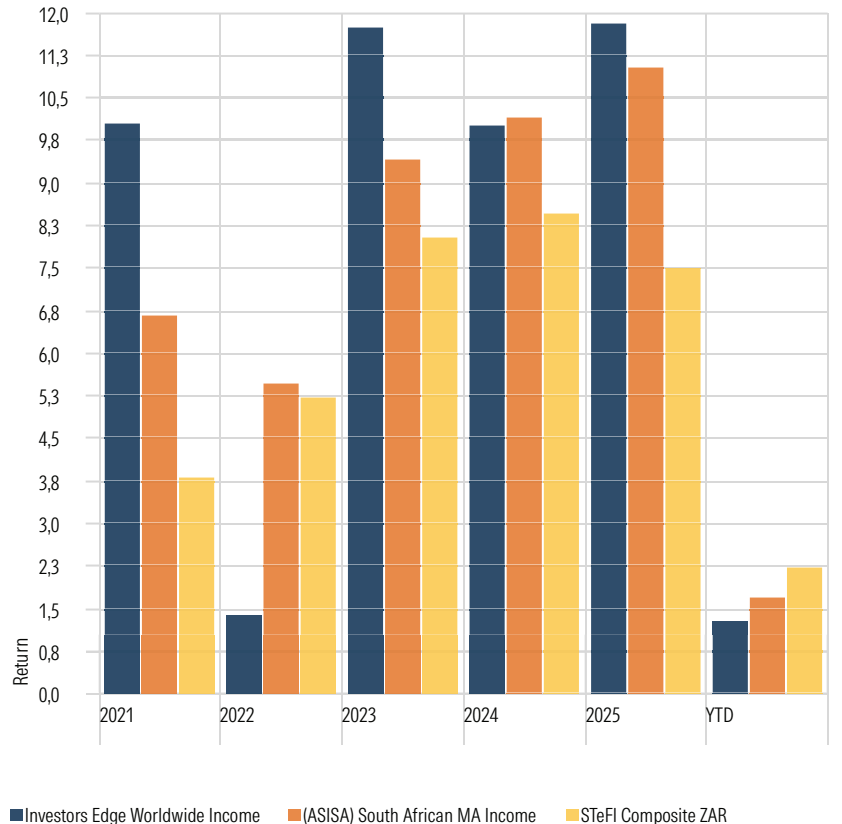
Data Point: Return Calculation Benchmark: (ASISA) South African MA Income

| | 2021 | 2022 | 2023 | 2024 | 2025 | YTD |
|---------------------------------|-------|------|-------|-------|-------|------|
| Investors Edge Worldwide Income | 10,04 | 1,37 | 11,74 | 10,02 | 11,82 | 1,26 |
| (ASISA) South African MA Income | 6,66 | 5,46 | 9,43 | 10,16 | 11,05 | 1,71 |
| SteFI Composite ZAR | 3,81 | 5,21 | 8,06 | 8,46 | 7,52 | 2,21 |

Current Portfolio - Income Sectors Exposure



Investment Performance Chart



Disclaimer

Financial Fitness Portfolios (Pty) Ltd is an authorized FSP. Investing involves risks, and past performance does not predict future results. The value of financial products can fluctuate. Forecasts and illustrations are for example purposes only and do not guarantee outcomes. This document is not investment advice or a recommendation. Investors should consult with qualified financial, legal, and tax professionals before investing.